

MORETON BAY GAME FISH CLUB LTD.



The Magazine

ISSUE NO. 2 - 2017
SUMMER



Charla
photography

**MORETON BAY
GAME FISH CLUB LTD.**
PO Box 371, Capalaba Qld 4157
Phone: 07 3286 5762
Email: admin@mbgfc.com.au
Web: www.mbgfc.com.au

OFFICE BEARERS / COMMITTEE

Acting President

NICK CURREY
0448 858 855
nacurrey@bigpond.net.au

Vice Presidents

JOHN MOORE
3829 0863 - 0434 344 228
redlandbaygarage@bigpond.com

CAROL HUTTON
3822 4057
carolh45@bigpond.net.au

Secretary/Treasurer

NOEL WEBB
3286 5762 - 0418 154 111
webbind@bigpond.net.au

Committee

SHARYN MOORE
3829 0863 - 0417 631 759
sjcsm@optusnet.com.au

DAVID HUTTON
0411 725 299
darhut56@hotmail.com

ROSS GARRATT
3820 7736 - 0414 664 584
rossgarratt@bigpond.com

NENA HUTTON
0411 725 299
darhut56@hotmail.com

ANNABEL PREFONTAINE
0413 221 238
annabel@prepet.com.au

PAUL DITCHFIELD
0412 152 880
pditchfi@bigpond.net.au

IAN WILLIAMS
0419 341 173
ian@tritech.com.au

CLINTON HICKS
0421 493 580
clintonwadeh@gmail.com

TIM BILLING
0481 189 416
tim78@gmail.com

Immediate Past President

NICK CURREY
0448 858 855
nacurrey@bigpond.net.au

LIFE MEMBERS

BRIAN KIRKBY (Deceased)

GREG CUFF
3206 9104
0412 745 854
gregoryc1@tpg.com.au

Cover Photo: MBGFC Members at the 2017 HIBT.



The MBGFC Boyz competing in the 2017 HIBT.



HIBT - Trophy Cabinet.



WELCOME to this Summer edition of "The Magazine". The weather has certainly warmed up and so has the fishing with fantastic numbers of black, blue and striped marlin on the inshore and offshore grounds from Sunny Coast to Gold Coast. There have also been great numbers of Mahi Mahi and Wahoo out wide across the

south-east fishing grounds and Spotty Mackerel and a few Longtail Tuna in the Bay as well. The other day wide of Pt. Lookout Canyons, Tim Billing recorded 29.6 degrees water temperature, which is really high and should bring the fish on.

The AGM was held in September, and whilst there was a small turnout, a new Committee was nominated and elected, comprising some old faces and also several new members. A list of the committee and contacts is on inside cover of the magazine. Thank you for all those who nominated and look forward to your contributions to running of the club.

We were fortunate to have three members, Wayne, Mark and Jason attend the 58th Hawaii International Billfish Tournament in September. MBGFC has been a long term attendee, especially in the early days of the tournament and it was great to see a team represent us again. By all accounts it was a wonderful opportunity to experience the fishing techniques in Kona, and meet so many legends we hear and see in the magazines. Wayne has penned an article and the boys have provided some great photos. In 2019, is the 60th celebration of this great event and looks like we could have another team attending.

It was great to see a large turnout of members, families and friends at the annual presentation awards and Christmas party in December. The ladies put on a fantastic spread of tasty finger food and it was an opportunity for new members to meet some old hands. Congratulations to all the trophy winners for the 2017 fishing year. Was good to see some new members doing well, especially Clinton and Michelle Hicks, taking out the awards. The full list of winners and photos are in this magazine. Thank-you Noel and Myra Webb for hosting the event.

With the recent passing of Life Member, Brian Kirkby (Spike), the committee is creating a memorial trophy in lasting tribute to Spike and his long association with the club, QGFA and GFAA and his special focus on encouraging juniors into the sport. We are finalising details of the trophy with his family and will let members know when it is finalised.

We also have a wonderful short article on member, Harry Billing (11 y.o.) first marlin – a decent Blue caught on Boxing day. It is with great pride to see your children grow up and achieve goals like this and I thank Tim for sharing this with the club. Congratulations Harry, a great effort and a lifetime memory. Go get another!

This year the SE Queensland Threadingham Perpetual trophy will be run over four events, the Mooloolaba Billfish Bash, Redcliff Australia Day comp, "Back 2 Tanga 10", and the Gold Coast April Blue Marlin classic. It will be great to get two MBGFC boats at the events, and of course a great showing at our tournament. The next event is at Redcliff and tournament Flyers are on QGFA website or MBGFC Facebook site.

This year's GARMIN "Back 2 Tanga 10" has been scheduled for 2-4th March 2018, so drop a date claimer in your diary, and start organising your team. The brochures have been printed and will be emailed or hard copies sent out, and on website in the next week. The Committee have been pre-planning the event and promises to have great entertainment on both Friday and Saturday nights, great food and drinks and a bumper prize pool with some special prizes to mark the 10th event anniversary. Many thanks to the Sponsors who have committed, and if you would like to co-sponsor the event please contact Noel Webb or a committee member.

Thank-you again to David/John and helpers who have been keeping the Club grounds in good condition. A new shade shelter (roof) has been installed over the upper concrete slab, which will provide shelter in stormy weather for campers or sunset drinks, and also cover for the Tanga band. The alternator on the old back-up GenSet gave up service last month and the guys are sourcing a replacement. Thanks to all campers who bought across diesel to keep the lights on!

I have included the recent GFAA new rule changes on use of line top shot. In a nutshell you can now use any size line backing and have fixed a minimum of 5 metres of final line class line.

To all skippers and anglers, remember to get your Activity and Capture sheets and Tag cards back to Secretary within 30 days of capture for entry into the QGFA database.

On behalf of the committee, we would like to wish all members and their families a safe summer season. We look forward to seeing you at "Back 2 Tanga 10"! Have a great New Year.

Nick Currey

MORETON BAY GAME FISH CLUB LTD



GARMIN®

Back 2 Tanga 10

Friday 02 - Sunday 04 March 2018



A GARMIN Sponsoring Event

THE fishing year wrapped up with lower than normal fishing activity, probably due to a number of active members selling their boats. It was extremely pleasing to see some new members putting in the hours and getting the rewards with good fish numbers and points accumulated. Special mention to Michelle and Clinton Hicks on their 625 Cruise Craft, "Reel Affair" who totalled over 26,000 points for the season and Michelle took out highest point score female angler and also the magnificent bronze Tommy Tyseke Trophy (HPS female billfish on Heavy tackle).

We have created a "Out of Zone" trophy to recognise the anglers who travel and fish and this gives them an opportunity to see their efforts rewarded. Congratulation to Cameron Spence, who fished Harvey Bay area and tagged some quality fish.

Gordon White Trophy (Highest junior point score)

Robbie Flynn 2,725 pts

Brentley Theatre Trophy (Highest female point score)

Michelle Hicks 3,000 pts

Club Champion

(Highest point score in rallies)

Greg Capon 9,150 pts

Harry Danvers Trophy (First marlin of the season)

Clinton Hicks 24/09/2016

Peter Lee Trophy (Highest point scoring fish on 8kg)

Clinton Hicks

Jim McKinnon

Ryan McKinnon

Oliver Ditchfield

Cameron Spence

Precision Tool Trophy (most billfish tagged)

Ryan McKinnon

Tuck Fanning Memorial Trophy (highest points scoring angler)

Greg Capon 9,150 pts

Tommy Tyseke Trophy (HPS female billfish on Heavy tackle)

Michelle Hicks 3,000 pts

Shirley White Trophy (Junior encouragement award)

Joe Anning

Bulletin Editors Trophy (Highest point scoring fish other species)

Cameron Spence 400 pts

Graham Bell Trophy (Most Longtail Tuna)

Cameron Spence - 3

John McCarthy Trophy (highest score on 6kg)

Cameron Spence 400 pts

MBGFC "Out of Zone", HPS Angler – New trophy

Cameron Spence, 19,936 pts

Champion Boat over 8m

Kaizen 9,150 pts

Champion Boat under 8m

Reel Affair 26,302 pts

Mal Ramsay Memorial Award – President Award

Melvin Threadingham

Ross Wood Memorial Trophy (Club duties)

Carol Hutton, Sharyn Moore, Nina Hutton









True CHIRP sonar technology in perfect fully network capable combos.

Give your boat the perfect combination of performance, ease of use, and feature integration with the GPSMAP 7400xsv chartplotter/sonar combo series. Available with 7", 8", 10", 12" or 16" multi-touch widescreen displays, they feature built-in advanced 1kW dual CHIRP sonar, the most sophisticated sonar technology available for the fishing and boating public. They also include both Garmin CHIRP DownVü™ and CHIRP SideVü™ scanning sonar that provide the clearest scanning sonar images on the water, with all-in-one transducer options. All this plus premium navigation and full networking capabilities. It is quite simply the finest combo series we have ever offered.

To learn more, visit garmin.com/marine2015

GARMIN®

THE MBGFC BOYS AT THE 2017 HIBT - By Wayne Spalding



AFTER several months of planning and calls to Albert, I arrived in Kona, Hawaii, a couple of days earlier than my MBGFC teammates, Mark Anning and Jason Mangan to look around and help with the time change.

Kona is an hour's flight south of Honolulu, which comprises a huge airport, though only a small town. The town centre is made up of hotels, bars and tourist shops clustered around the local pier. Water, even at the pier was very blue and clear, reminded me of Vanuatu. Plenty of sea life, as I witnessed a tiger shark chasing a stingray in and out of the water only metres from the end of the pier. This didn't stop many people swimming, some quite a long way off the beach.

We had arrived to fish one of the International Prestigious Game Fishing events, the 2017 HIBT. After a registration and briefing on Saturday and Sunday, there was a formal get together, introducing teams and boat crews alike. Many introductions were made with each of the visiting teams welcomed to the stage and the also mandatory photo shoot with "Miss Billfish 2017". It was great to see some friendly faces including Dave Trask and his team from Newport GFC, and of course Albert and Pauline Threadingham, leading the "officials".

The format includes an entry fee that covers the cost of chartering boats for each of the five days. Teams draw for boats, a different one each day. Fishing starts Monday morning at 0800, with anglers onboard by 0730.

Every morning, coffee and pastries are offered before boarding the boats at about 0730. Boats then standoff, waiting for power up at 0800. Fishing consists of trolling a couple of miles off-shore, along the coast in incredibly deep beautiful blue deep water (thousand metre depths are very close to the shore, due to the volcanic topography of the region).

The crew consisted of a captain and one or two crew. Boats were nice, our first one was Topshape, a newish Cabo 43 in great condition and fitted with aircon and even a Seakeeper! However, Kona being in the lee of the prevailing winds, it was flat glassy and unnecessary—no seasick pills required here!

Lines were set, using pointed hooks, rather than our normal 'blade' sharpened ones. I feel these might more be suitable for 130lb tackle (which is normally used). Due to the tournament and a points system, we were using 50lb reels,





either Tiagra's or Penn's to take advantage of the higher points available.


We ran mostly five lines, the shotgun being referred to as the 'stinger'. There was a variation in hook sizes used across the fleet, I felt in some cases the gape wasn't wide enough, although other crews were using the large hooks.

Lures were generally run farther from the boat than in Australia, with the short corner on the 4th or 5th pressure wave. Some boats ran multiple teasers, others just one and others none. Teasers included mud flaps, Dredge's and rubber squids. No one used a witchdoctor.

We hooked up on the first day to a skipjack and later tagged and released a blue marlin. The following day a blue was lost at the boat before tagging. We had multiple strikes and brief hook ups over the week, but failed to stay connected.

At the end of each day's fishing, teams stepped off the boat, where tags and tackle were checked. A complimentary bar was provided along with hot snacks. Tackle was VERY strictly checked in accordance with IGFA rules and the briefing prior to the first days fishing was earnest and comprehensive. Then it was a matter of returning to the hotel, only a few steps away for a shower then dinner, all to do it again the next day. Most enjoyable. Fishing was completed on Friday night, with the formal awards function starting Saturday afternoon

There was quite a lot of interest from the locals every afternoon, with anglers interviewed by the local newspaper and small crowds gathering to watch the weigh in of any





Mark with Joe Yee above and with Joe and Buzz Colton



John Lau - PNG lure maker and all round nice guy.

boated fish. None of the fish were wasted, all blue marlin were actually sold for consumption.

A highlight of the event was able to meet and have conversations with a number of legends in the sport including lure makers like Joe Yee and officials from IGFA and other anglers and crews you only read about on the web blogs or in magazines.



Since we dropped so many marlin, I think next time, we would consider taking our own lures and terminal tackle (along with a witchdoctor) and then apply some of our local techniques. Being out first time, I think we sat back too much, not getting involved until the fight was on, allowing the boat crew to make all the decisions up to the point of strike.

Kona is a fantastic game fishing destination, with top luxurious gamefish boats available for about A\$1500/ day including gratuity.






HIBT Great Marlin Race was sponsored by Peter Pakula.



Wayne with Miss Billfish.



The two standout boats for me were 'Topshape' a Cabo 43 www.topshapekona.com and 'Northern Lights' www.fishingnorthernlights.com whose skipper Kevin Nakumaru is world famous. Both of these boats can be chartered on a day to day basis should you be fishing outside the tournament.



Entry into this tournament is not cheap, but in my view, if you can get a team together (I felt 2 or 3 would be ideal) it would be worth doing at least once if you are a keen game fisherman.

All up with entry fee, crew tips, airfare, accommodation and evening money, you would need a budget of a bit less than A\$10,000 and about ten days off.

We had a fantastic time, I would love to attend again! Maybe on the 60th Anniversary event in 2019 – who's keen to put a team together?

Pictures of the tournament can be found on my Facebook Album (HIBT2017).

Also on the professional photographer website (www.charlap photography.com, Your Event, Password hib2017).

Many are featured in this article and on other pages in the magazine.

HARRY'S FIRST MARLIN - By Tim Billing

TAKING your kids fishing, and getting another generation into the sport can be very rewarding. The excitement on their face when they catch a first fish is priceless. Sharing the passion as they get older, setting new targets, and looking forward to the days you can remove limits and take them out to the extremes is a thought that every avid game fishing parent has.

Harry has always been a keen fisherman. The last couple of years he wouldn't let me go fishing without him, or would at least put up a good fight to try and get onboard. We have stepped up from land based bream fishing, to running around chasing whiting and flathead, to spinning up spotty mackerel, then chasing longtail tuna in the bay.

Early last year we started getting him venturing offshore chasing snapper. He showed he was up to the trips, shrugging off sea sickness, bad weather and long trips looking for a catch. By the age of 11 he had done more than I had done by the time I was 25 and was showing a keen interest to go big game fishing with me, so we joined him up to the club. Late last year we started the chase. We had 2 heavy tackle trips and 2 light tackle trips that proved fruitless. A couple of soft bites and short hook ups had him see the prize, but could not convert to a capture. This only drove the desire to catch one.

With the hot heavy-tackle bite showing up just before Christmas, and a lot of smaller blue marlin in the mix, I decided we should take a run out to the shelf. To shrug off the Christmas pudding, on Boxing day, Harry, his Uncle and myself ventured to the Cape Moreton wide grounds, where we had success raising a few fish 2 days earlier. It wasn't long that we had our first hook up. A small Blue Marlin of maybe 70-80kg, but it didn't stay connected for long, crossing the mainline and busting off.

We got straight back into the troll, and less than an hour later the 24kg Tiagra outfit started howling again. This time, the hook stuck good and proper. Harry wrestled the rod from the holder, clipped in, and we got started. Those hours of showing him how to remove the rod from the holder and clip in from the safety of the side of the road at home proved their worth!

We knew from the get-go, this was a bigger fish. With a rampaging run, plenty of air time, and dumping 3/4 of the spool, it did everything you hope from a solid blue, grey hounding into the distance and filling the air with the sound of the screaming ratchet.

Conditions weren't fantastic. A bit of chop and brisk wind meant we were kept on our toes, but he stuck in the corner, with his uncle providing some support from behind, and chased the fish down. I thought for sure he would struggle with it, but much to my surprise, there was no whimpering or complaints, just pure drive to catch his first billfish. He WAS NOT letting this one get away, and he had no intention of quitting.

After a fight of around 30 minutes of give and take, we had the 130kg Blue Marlin on the leader and then secured boat side. After tagging, a few quick photos, and swimming it back to life, it was released to fight another day.



This has to be one of THE proudest moments of my life. At such a young age, Harry showed true grit and got the fish of a lifetime, and my little decky matured into a game fisherman in an instant. A memory that I'm sure is etched in his mind, as much as it is in mine.



Serving Queensland Anglers for over 50 years

3/30 Shore Street West, Cleveland.

PH: 38211240

Email: info@mossopsfishing.com.au

- Largest Bayside Fresh Bait Supply
- Custom Rods and Repairs
- 15% discount for MBGFC members
(show QGFA membership card)

COUNTRY2 COAST4x4

Redland Bay's 4x4 accessories and tyre specialists!

- Dual Batteries
- Snorkels
- Canopies
- Drawer Systems
- Camping Fridges
- Roof Racks
- GPS Map Systems
- Bullbars
- Winches
- Towbars
- Wheels & Tyres
- Driving Lights
- Camping Gear
- Awnings



Like us on Facebook
for all the latest
deals and updates!

www.country2coast4x4.com.au

07 3829 1258

5-11 Jardine Drive Redland Bay



POP INTO YOUR LOCAL TELSTRA STORE WYNNUM

We're locals too, so we understand where you're from, where you want to go and what you are looking for when it comes to a mobile phone, home entertainment needs and more.

So call into your local Telstra Store Wynnum and discover a better way to connect.

Telstra Store Wynnum
Wynnum Plaza
Located outside Coles
☎ 3893 3355

IT'S HOW
WE CONNECT



THINGS YOU NEED TO KNOW: The spectrum device and ™ are trade marks and ® are registered trademarks of Telstra Corporation Limited ABN 33 051 775 556.



0418 748 023



Easy Spring Rig For Trolling Skipping Garfish

IT is that time of year, and the Black Marlin have shown up in great numbers along the SE Coast. Rigging baits can be extremely productive for chasing small Black Marlin. It can be, however, difficult and time consuming to rig each bait as the ones get eaten or destroyed upon a strike. In this article is a quick and simple rig using a 'Nose Spring' you can easily rig on the boat as and when needed whilst on the water, or simply pre-rig at home and have a plastic box full ready to go on the water.

MATERIALS

Leader Material – 80-150lb, crimps to suit leader, Single strand wire (80lb), Rigging Springs, Light gauge hook (Gamagatsu SL12 8/0 – 10/0 depending on bait size), and a squid skirt or bubble head to help dress your bait.

Step 1 – Compile the rig. This is pretty self-explanatory as you can see from the picture. Essentially its placing a tab of single strand wire on a crimp, allowing a spring to be wound into place over the head of the garfish. Leader size can depend on the size of the fish that are being caught. Typically, early in the season I would run with lighter leader of 80lb for the run of small fish. But as the fish grow and the common size gets larger, it may be wise to step up to a heavier leader size. Hook size should be selected based on the size of the baits you are rigging.



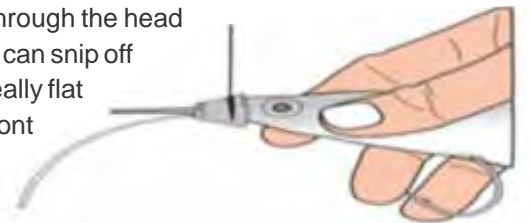
Step 2 – Once you have your rig made, you will need to prepare your bait. This is essential to ensure it moves freely and 'flaps' in the water, rather than spinning. Ensure it has defrosted thoroughly before preparation. Push your thumb along the underside from the pec fins down to squeeze out the stomach contents from the gar. Then gently flex / bend the gar from side to side to soften it up. Be careful not bend too hard and tear the flesh or break the backbone.



Step 3 – Measure the rig against the bait, noting where the wire tag sits in relation to the upper and lower jaws and where the hook will exit the belly. Slide the hook point in under the gill plate and work it down into the belly, ensuring that it comes out well centred. Push the wire tab up through the lower jaw and through the centre of the head.



Step 4 – Twist the bait spring over the head onto the wire tab now protruding through the head of the gar, locking it firmly in place, and slide your squid skirt over the head. You can snip off the gar beak and also trim the wire so squid skirt sits nicely over the head. On really flat days putting a "Mouldcraft bubble head", or "Blacks Snacks" head at the front results in a pusher effect causing a large bubble trail. You are now ready to fish. You normally troll off the outriggers, using a light clip tension with a rubber band on the line to set distance back. Reel is set with light drag and ratchet on to allow drop back so fish can swallow bait, and then drag engaged to strike to set hook.



Optional – If you wish to run a twin hook rig, you can set up you second hook with a swivel, length of single strand (or 125lb multi-strand wire) and another SL12 hook. The rear hook can be inserted at the back of the gar, using a bait needle pull, inserted from mouth to vent and then drawing the wire and hook into the gar. The swivel gets connected by passing the mono loop down through top of head through the swivel and eye of front hook and crimping off. In this case may not need the wire and spring and can just slide pink skirt over the head as shown below. This is particularly useful when wahoo and Spanish mackerel are chopping the gar tails off are present in the area you're fishing.



Text: Tim Billing, Images: Glen Booth



The Game Fishing Association of Australia Inc Re: Line Backing Rule

The full context of the motion is that the following changes are made to the GFAA rules as shown on the GFAA website (www.gfaa.asn.au)

Under:

THE FOLLOWING ACTS WILL DISQUALIFY A CATCH

After

15. The act of any person touching any part of the leader when striking or hooking a fish.

Insert

16. Holding or touching an angler in a manner that assists them in fighting the fish or takes pressure off the angler. Touching or briefly holding the angler to prevent them from falling does not constitute a disqualification.

Under:

EQUIPMENT REGULATIONS

(b) Line backing

Replace

1. Backing not attached to the fishing line is permissible with no restrictions as to size or material.
2. If the fishing line is attached to the backing, the catch shall be classified under the heavier of the two lines. The backing may not exceed the 60kg (130lb) line class and must be of a type of line approved for use in these angling rules.)

With:

1. The use of backing is permissible.

2. The catch shall be classified under the breaking strength of the first five metres of the line directly preceding the double, leader & hook. This section must be comprised of a single homogenous piece of line.

CLARIFICATION

1. The angler is still required to submit the 16 meters of line immediately after the double (as outlined in the World Record Requirements section), however the new rule simply clarifies that it is the first five metres of line following the double line, leader, hook is what we'll be testing, and what will determine the appropriate category for that catch.
2. Five metres of line is the MINIMUM length allowed with no maximum length. This will determine the line class.
3. There are no restrictions on the size/strength of the backing."

MOVED: Northern Territory Game Fishing Association. SECONDED: Western Australian Game Fishing Association.



KAIZEN FISHING CHARTERS

Light tackle - Black Marlin, Sailfish, various Tunas, Dolphin Fish (Mahi Mahi), Wahoo, Mackerel, Cobia.

Cairns to Lizard Island - September to December, Giant Black Marlin season including a host of other fishing options from casting poppers at GTs to bottom bouncing.

North Queensland Coast - Generally on the way up to Cairns in the Whitsundays Townsville region light tackle fishing including Hamilton Island and Townsville tournaments.

Port Stephens - December to April, Heavy tackle, Striped Marlin, Black Marlin, Blue Marlin, Dolphin Fish (Mahi Mahi)



email: russell.caporn@bigpond.com Ph:07 5478 3502 Mob:0417 657167

Fun with Food

Barbecue Chilli Prawns

1kg peeled green prawns
2 garlic gloves crushed
3 tablespoons sweet chilli sauce
2 tablespoons oyster sauce
1 tablespoon soy sauce
Garnish with thinly sliced red chilli and spring onion
Lime wedges

In a bowl, cover the prawns with the combined ingredients. If possible allow the prawns to marinate for a couple of hours. Place the prawns on a medium heat barbecue plate and cook until they change colour. Serve on a bed of rice and garnish with the sliced red chilli and spring onions and squeeze over with the lime wedges.



SPONSOR CONTACTS

AQUA MOBILE MARINE

PHONE: 0418 748 023

EMAIL: jim@aquamobilemarine.com.au



BCF

PHONE: (07) 3482 7858

EMAIL: -sales@superretailgroup.com



BE A HERO

PHONE: (07) 3103 0434

EMAIL: admin@beahero.org.au



BEE SHEEK HAIR & MAKEUP

PHONE: 0401 612121

EMAIL: beesheekhair@live.com



BELLS PURE ICE

PHONE: 1300 723 557

WEB: www.bellspureice.com.au



BOATING & RV

PHONE: (07) 3823 5055

EMAIL: aaron@boatingandrv.com.au



BRISBANE DRILLING & SAWING

PHONE: 0412 152 889

EMAIL: pditchfi@bigpond.net.au

BURSONS AUTO PARTS

PHONE: (07) 3394 2311

EMAIL: mail@hoffmankelly.com.au



COUNTRY 2 COAST 4X4

PHONE: (07) 3829 1258

WEB: country2coast4x4.com.au



FOREMOST PLASTICS PTY LTD

PHONE: (07) 3217 9177

EMAIL: foremost_plastics@bigpond.com



GARMIN MARINE

PHONE: 0458 258152

EMAIL: wayne.thomsen@garmin.com



HOMES 4 LIVING

PHONE: 0438 427263

WEB: www.homes4living.com.au



IONNIC PTY LTD

PHONE: (07) 3274 3077

EMAIL: karen@aeimports.com



IMPACT LURES

PHONE: 0409 540 226

WEB: www.impactlures.com.au



J&J BATTERIES PTY LTD

PHONE: (07) 3396 4806

EMAIL: jjbatteries@optusnet.com.au



JOTUN

PHONE: (07) 3290 1444

EMAIL: tony.bishop@jotun.com.au



KAIZEN CHARTERS

PHONE: (07) 5478 3502

EMAIL: russellcaporn@bigpond.com



LOCAL BATTERIES

PHONE: (07) 3390 2146



MARINE RECOVERY GROUP

Phone: 0421 570475

EMAIL: admin@maritimerecoverygroup.com.au

MORETON ISLAND ADVENTURES & MICAT FERRY

PHONE: (07) 3909 3333

EMAIL: bookings@moretonislandadventures.com.au



MORETON ISLAND FISHING CHARTERS

PHONE: 04133 128056

EMAIL: moretonislandfishingcharters@gmail.com



MOBILE FASTENERS

PHONE: 0404 887 988

MOSSOPS TACKLE WORLD

PHONE: (07) 3821 1240

EMAIL: info@mossopsfishing.com.au



PRECISION RODS

PHONE: 0439772010.

EMAIL: info@precisionrods.com.au



PAKULA TACKLE

PHONE: (07) 5537 4689

EMAIL: pakula@bigpond.net.au



PETER HANSEN YACHT BROKERS

PHONE: (07) 3821 4144

EMAIL: peterhansensales@rabybaymarina.com



PLATYPUS FISHING LINES

PHONE: (07) 3881 1522

EMAIL: info@fishplatypus.com.au



PROLUBE LUBRICANTS

PHONE: (07) 3881 1733
EMAIL: admin@prolube.com.au



REDLAND BAY GARAGE

PHONE: (07) 3206 8405
EMAIL: redlandbaygarage@bigpond.com

REDLAND SPORTING CLUB

PHONE: (07) 3207 1133
EMAIL: rsc@rsc.asn.au



REELAX ENTERPRISES

PHONE: (07) 3299 6666
EMAIL: accounts@reelax.com.au



ROGERS & LOUGH PTY LTD

PHONE: (07) 3399 3433
WEB: www.rlmarine.com.au



SCHOOL SITE SOLUTIONS

PHONE: (07) 3822 5042
EMAIL: jacinta@schoolsitesolutions.com.au

SCORPION AWD

PHONE: (07) 3245 4342
EMAIL: scorpionawd@bigpond.com



SHAMROCK CIVIL ENGINEERING

PHONE: 07 37271100
EMAIL: -shamrock@shamrockcivil.com.au



SPECIALISED BUILDING PRODUCTS (SBP) AUSTRALIA

PHONE: 07 3270 2200
EMAIL: tony@sbpa.com.au
WEB: www.sbpa.com.au



STATEWIDE SURVEY GROUP

PHONE: 1300 362 094
WEB: www.statewidesurvey.com.au



SUSTAINABLE MINING STRATEGIES

PHONE: 0438 106707
EMAIL: ncurrey@sustainableminingstrategies.com.au

SUPER IGA

PHONE: 0417 721100
EMAIL: dinorosa@me.com



TELSTRA STORE WYNNUM

PHONE: (07) 3893 3355
WEB: www.telstra.com.au



TACKLE WAREHOUSE

PHONE: (07) 3398 6500
WEB: www.tacklewarehouse.com.au



TOOL VAN SERVICES SOUTHSIDE

PHONE: (07) 0412 877 002
EMAIL: toolvanservicessouthside@gmail.com



TRITECH REFRIGERATION

PHONE: (07) 3276 7411
EMAIL: ian@tritechrefrigeration.com.au

WURTH AUSTRALIA

PHONE: (07) 1300 657 765



CLONTARF
MULLUMBIMBY

PHONE: 0417 721100
EMAIL: dinorosa@me.com

At IGA, we've never taken a 'one size fits all' approach to the way we do business

Through our network of independently owned stores we tailor our ranges and brands to give our local customers more of what they like. This includes many of your favourite brands, the ones you may no longer find on shelves in other supermarkets.

We proudly support Aussie producers too by stocking ranges of locally made products.



Whether you own a yacht, powerboat, sailboat or jet ski, Boating & RV has an extensive selection of boating supplies and boat parts at competitive prices.

Boating & RV also specialises in quality caravan and RV supplies from the biggest brands to equip you for your travels.

As the experts in the Australian marine chandlery business, we bring you high-quality boat parts and caravan accessories backed by our superior customer service. Our experienced staff are all boating people, and just like you, we like to fish, sail and explore too!

PHONE: (07) 3823 5055 EMAIL: -aaron@boatingandr.com.au



1. Fish must be captured or tagged in accordance with the MBGFC rules, which will follow the rules of G.F.A.A. MBGFC rules include the following key points;
 - a. A fish gaffed for weighing points cannot subsequently be tagged and released;
 - b. Every effort should be made to release tagged fish in a state where they will survive;
 - c. Capture of game fish species will comply with Qld DPI Fisheries bag limits and minimum/maximum sizes (http://www.daff.qld.gov.au/28_3042.htm);
 - d. All edible fish to be weighed for points may be gilled and gutted on capture and an additional 10% is added to the weight of the fish;
 - e. Sharks (as per Qld Fisheries) - "cannot be in possession over 1.5m in length". Sharks under 1.5m can be weighed, however, MBGFC encourages tagging of all sharks;
 - f. Billfish conservation is important for the species and MBGFC promotes tag and release of all billfish, unless the fish is likely to be a record;
 - g. All QGFA, GFAA, IGFA potential records claims must comply with GFAA rules.
2. MBGFC fishing grounds are "Queensland local" waters which is defined as a line east of Point Danger (Qld/NSW border in the south) and a line east of Double Island Point (in the north).
3. Light tackle (1 to 10kg) line test may be used in all waters.
4. Heavy tackle (15 – 60kg) can only be used in waters greater than 100m in depth.
5. Fish captures or tagging will only be accepted by MBGFC only if;
 - a. Claims are submitted on the Club's capture notification form on which all details are recorded;
 - b. Is submitted together with appropriate completed NSW DPI Tag Card for tagged fish;
 - c. Is submitted to the Club Secretary, P.O. Box 371, Capalaba, Qld 4157;
 - d. Is received by the Club Secretary no later than one month after capture/tagging.
6. Members are encouraged to support scientific investigation by Fisheries Authorities.
7. Sportsman ship and consideration to others should be the mark of MBGFC members.
8. All boat skippers have a duty of care to ensure their vessels are seaworthy, insured and safety of the vessel and crews are first consideration.

MBGFC CLUB POINTS

Capture points listed for Billfish apply only for captures in excess of following:

Marlin (Blue, Black, Broadbill Swordfish) – 100kg, Marlin (Striped) – 75kg, Sailfish – 35kg. Points halved below these weights.

| LIGHT TACKLE | | | | | | | | HEAVY TACKLE | | | |
|---------------------------------|------|------|------|------|------|------|------|--------------|------|------|------|
| Line Class (kg) | 1 | 2 | 3 | 4 | 6 | 8 | 10 | 15 | 24 | 37 | 60 |
| Billfish Tag points | 5000 | 4000 | 3000 | 2500 | 2000 | 1500 | 1000 | 3000 | 2500 | 2000 | 1500 |
| Billfish Capture Points/kg | 150 | 75 | 50 | 35 | 25 | 15 | 10 | 50 | 35 | 15 | 10 |
| Tuna –Longtail/Yellowfin | | | | | | | | | | | |
| Tuna Tag points | 1200 | 800 | 600 | 500 | 400 | 300 | 200 | 150 | 100 | 100 | 100 |
| Tuna Capture Points/kg | 150 | 75 | 50 | 35 | 25 | 15 | 10 | 7.5 | 5 | 3 | 2 |
| Other Species Tag Point | 500 | 400 | 300 | 250 | 200 | 150 | 100 | 75 | 75 | 75 | 75 |
| Other Species Capt. Pts/kg | 100 | 50 | 35 | 25 | 20 | 15 | 10 | 7.5 | 5 | 3 | 2 |
| Sharks Tag points | 500 | 400 | 300 | 250 | 200 | 150 | 100 | 75 | 75 | 75 | 75 |
| Sharks Capture Points/kg | 100 | 50 | 35 | 25 | 20 | 15 | 10 | 7.5 | 5 | 3 | 2 |

MORETON BAY GAME FISH CLUB LTD. MORETON ISLAND CLUB HOUSE AND LAND RULES

Effective 15th July 2015

1. All members wishing to use the Club facilities must notify the Secretary to obtain approval. Approval will only be considered if the Member has already signed a "Application for permission of MBGFC Ltd to enter upon land at Moreton Island" Form 37 for the current financial year or lodging an application. If applicant is under age of 18 years the application must be signed by both the applicant and a legal guardian. Each person staying at the Club land must sign a separate form. Club Land is for the use of members and their immediate family only (i.e. partner and children). Members may invite guests to stay at the club land on a one off introduction basis (fill in Form 37a). These guests would be expected to join the club if revisiting.
2. **FEES** are payable in advance are:
 - Members Tent Sites:** \$35.00 per night includes 2 adults & 2 children plus \$10.00 per extra adult and \$5.00 per extra child on the same site.
 - Guests Tent Sites:** \$45.00 per night includes 2 adults & 2 children plus \$10.00 per extra adult and \$5.00 per extra child on the same site.
 - Caravan:** \$50.00 per night includes 2 adults & 2 children plus \$10.00 per extra adult and \$5.00 per extra child.
 - Moorings:** Use of moorings is free for club members but if clubhouse facilities (showers & BBQ etc.) are used, a fee of \$10.00 per day per person will apply.
3. **BOOKINGS** will only be accepted through the Club Secretary; but fees must be paid in advance: Postal: P.O. Box 371, Capalaba QLD 4157 Email: admin@mbgfc.com.au
4. **ACCESS TO LAND AND USE OF VEHICLES AND TRAILERS:** All access is via the access roads only. No vehicles or trailers are to be driven on Club Land (except for unloading & loading) and all Members are requested to park vehicles in an orderly fashion allowing room for others.
5. **SHOWERS AND TOILETS:** Members are requested to hose out these areas daily and to use the stainless steel troughs to wash sand off feet before entering.
6. **BARBECUES:** The barbecues are to be cleaned well after use including drip trays and burners.
7. **KITCHEN:** The facilities are available and all refrigeration and freezer units are to be left open when no longer in use and power is to be turned off. All kitchen utensils, counters, fridges and floors must be cleaned upon departure from the Club Land. Hot water system to be left on standby upon departing Club Land.
8. **GENERATOR SHED and POWER:** Generator is to be run morning (3 hours) and evenings only (sunset till 10 pm) latest. See instructions for turning on and off. The generator shed is not to be used for storage of anything whatsoever. If possible bring diesel across for Genset and put into 200L drums – club will reimburse receipts.
9. **WATER:** Numerous taps are located around Club Land. Please use the sprinklers when possible.
10. **BUILDINGS AND GROUNDS:** Members are requested to spend a little time carrying out any maintenance needed, if it is within their capabilities. Any damaged or broken facilities to be reported promptly to a committee member or Club Secretary. All facilities to be cleaned, and locked up upon departure and keys returned to Club Secretary promptly. Welcome to assist with gardening and site upkeep for the benefit of all and preservation of the area.
11. **FIREWOOD and PETS:** Moreton Island is a declared National Park and the cutting and gathering of wood is prohibited. Pets are prohibited on Moreton Island and hence on Club Land.
12. **RUBBISH:** All rubbish is to be removed from Club Land either to the public dump at Cowan or taken off the island. Fish are only to be cleaned on the outside stainless steel bench and thoroughly cleaned after use. All frames and gut are to be immediately disposed of in the sea, but not in area immediately in front of Club Land.
13. **VEHICLE PERMITS:** Permits must be obtained to take your vehicle on Moreton Island.
14. **ABUSE OF RULES:** Committee Members have the authority to ask any tenants or visitors on Club property to leave should any abuse of the above rules occur. The Committee will act on such matter.

NEW GENERATOR STARTING AND STOPPING PROCEDURES

Starting

1. Unlock shed and do a visual check for oil/radiator leaks or damaged pipes etc.
2. Check the oil level, the dip stick has a yellow top.
3. Check the water in radiator, when engine is COLD, top up fluids using the radiator fluid or if none available clean fresh water.
4. Check the fuel in generator, it is a brass coloured cap, this must be filled daily as it is on a small tank. Fill from the 200L Drums to 20L jerry can via funnel or pump from Green 200L drum (generator tank will only run for 15 hours).
5. Turn the ignition key on and then press and hold the green button on panel until the engine starts.
6. Switch the three large breakers "on" they are pushed "up" for on.
7. Power is now running.
8. Close shed door.

Shut Down.

1. Unlock shed and do a visual check for oil/radiator leaks or damaged pipes etc.
2. Switch the three large breakers "off" – into the down position.
3. Turn the generator ignition key to off position. Generator will stop.
4. Refill the fuel in generator, it is a brass coloured cap, this must be filled daily as it is on a small tank. Fill from Green 200L drum.
5. Close shed door and lock up.

DO NOT RUN GENERATOR OUT OF FUEL

THE HOT WATER SYSTEM

Should be left on at all times.

When arriving remove the cover from the hot water system and turn the knob from vacation to hot, the pilot light will ignite the main burner, refit the cover.

When locking up to leave the club again remove the cover and turn the knob on hot water system to vacation. Replace the cover and lock the cage.

SUNDRY

The BBQ gas bottle is kept in the kitchen. When leaving, make sure the grease tray on the BBQ has been cleaned out.

Clean out fridge and wipe out. Use the wet vacuum to suck out the water.

Fridges and 240 volt light switches can be left on, but ensure the 12 volt LED lights are turned off before leaving.

Toilets must be cleaned, rubbish removed and all hoses and tools locked away.

Any breakages or anything that requires maintenance must be reported to the Club Secretary as this will assist to keep on top of repairs.

Please make sure that these procedures are adhered to. If in doubt or do not understand any of the procedures contact John Moore on 0434 344 228 or David Hutton on 0411 725 299 or Paul Ditchfield on 0412152 880.

